

EVOLVING



LEVEL

2

TOTAL SCORE

32 / 80



Children under 5

716,033

Median family income

\$61,972

Children with all parents working

64%



Rural population

33%

Children living in poverty

21%



The Scale: GROWTH AND IMPACT IN EARLY CARE AND LEARNING



Emerging

The state plans or initiates programs and/or policies to improve access, affordability, quality, and/or funding in early care and learning.

1



Evolving

The state's early care and learning programs and policies to improve access, affordability, quality, and/or funding are gaining traction.

2



Expanding

The state's early care and learning efforts broaden their reach and consistently improve access, affordability, quality, and funding.


3




Excelling


The state's early care and learning programs and policies are established and show positive outcomes for children, families, and the economy.


4

Access- IS CHILD CARE ACCESSIBLE TO FAMILIES?				SCORE 3/12
Child care spaces	371,263 <small>LICENSED FCC & CENTER-BASED</small>	-19% <small>ESTIMATED CHILD CARE GAP</small>	EMERGING	1
Public early learning programs	13%	OF ELIGIBLE CHILDREN	EMERGING	1
Average hourly wage of early childhood educator	\$13.00	\$21.56 <small>LIVING WAGE (INDIVIDUAL)</small>	EMERGING	1

Affordability- IS CHILD CARE AFFORDABLE FOR FAMILIES?				SCORE 5/12
Price of infant care	\$12,251 <small>CENTER-BASED</small>	\$9,617 <small>FCC</small>	-	-
Price of toddler care	\$11,363 <small>CENTER-BASED</small>	\$9,160 <small>FCC</small>	-	-
Center-based infant care as % of two income household	11%	≤7% <small>DHHS RECOMMENDATION</small>	EVOLVING	2
Center-based infant care as % of single income household	38%	≤7% <small>DHHS RECOMMENDATION</small>	EMERGING	1
Loss to the state economy	\$3.5 <small>BILLIONS</small>	.4% - .5% <small>OF STATE GDP</small>	EVOLVING	2

FCC= FAMILY CHILD CARE
 DHHS= DEPARTMENT OF HEALTH AND HUMAN SERVICES

Quality- IS THERE QUALITY CHILD CARE FOR FAMILIES?				SCORE 20/40
Children receiving Early Intervention	5%	9% CHILDREN BORN WITH LOW BIRTH WEIGHT	EMERGING	1
Number of early intervention policy levers	NO POLICY LEVERS	TOTAL OF 3 POLICY LEVERS	EMERGING	1
Staff : Child ratio (infant)	1:5	1:4 (NAEYC)	EVOLVING	2
Staff : Child ratio (toddler)	1:6	1:6 (NAEYC)	EXPANDING	3
Staff : Child ratio (pre-schooler)	1:15	1:10 (NAEYC)	EMERGING	1
Minimum Credential - Director	CDA+	-	EXPANDING	3
Minimum Credential - Teacher	20 HOURS WITHIN SIX MONTHS	-	EMERGING	1
Minimum Credential - Assistant Teacher	20 HOURS WITHIN SIX MONTHS	-	EVOLVING	2
Annual training hours - Director	20 HOURS	-	EXPANDING	3
Annual training hours - Staff	20 HOURS	-	EXPANDING	3

Funding- IS THE LEVEL OF FUNDING COMMENSURATE WITH THE NEED FOR EARLY LEARNING OPPORTUNITIES IN THE STATE?				SCORE 4/16
Block grant	13%	OF ELIGIBLE CHILDREN	EMERGING	1
Early Head Start	9%	OF ELIGIBLE CHILDREN	EMERGING	1
Head Start	17%	OF ELIGIBLE CHILDREN	EMERGING	1
Preschool	10%	OF ELIGIBLE CHILDREN	EMERGING	1

